

M2 54 Above Counter Black Basin

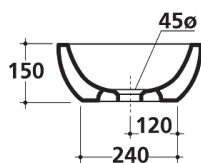
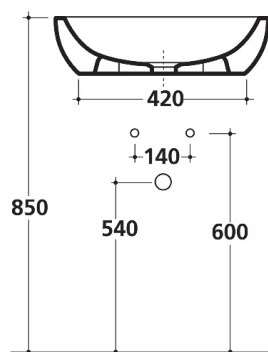
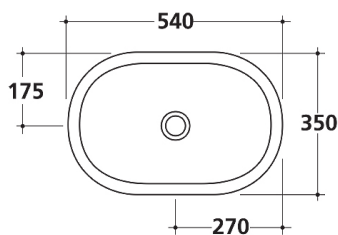
5233NE

Tap hole(s): n/a

Overflow: No

Waste assembly supplied: Yes. Includes pop up waste

Finish: Black



The M2 above counter basin is the quintessential vessel type basin. Substantial but elegant, beautiful but functional and perfectly proportioned to suit many applications. The 350mm front to back dimension allows you to use either wall mounted or bench mounted tower style tapware.

It is 540mm wide and is supplied with chrome pop-up waste.

WARRANTY
10 years

*Conditions apply.

streamline

Dimensions are in millimeters and are subject to manufacturing variations. Streamline reserves the right to vary specifications at any time without notice. Information provided within this specification sheet is correct at the date of printing. Please confirm all particulars with your sales consultant prior to purchase.

Version: 1.0 - August 2015