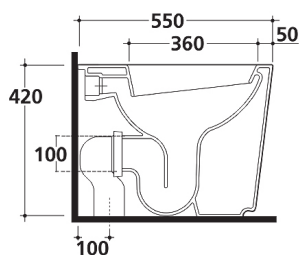
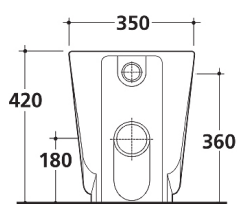
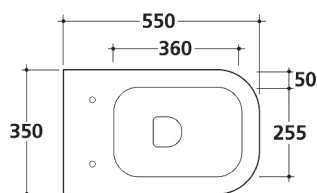


## Meg11 Wall Faced Pan

54091

**WELS:** 4 stars - 3/4.5L

**Set Out:** S trap - 80 - 230mm  
P trap - 180mm



Meg 11 wall faced pan is a new industrial design project, born from the research of new luxury solutions for the bathroom. It is characterized by shapes and lines which emphasize the pathos and the poetry of objects, symbols that transcend their functional nature.

It is back entry, suitable for S and P trap installation and is supplied with a soft close seat with metal hinges.

**WARRANTY**  
10 years

\*Conditions apply.

streamline

Dimensions are in millimeters and are subject to manufacturing variations. Streamline reserves the right to vary specifications at any time without notice. Information provided within this specification sheet is correct at the date of printing. Please confirm all particulars with your sales consultant prior to purchase.

Version: 1.0 - November 2016