

WARRANTY

Guarantee

Arcisan mixers are covered by a 15 year conditional residential warranty subject to the terms below.

- > 15 year cartridge replacement warranty against the ceramic disc cartridge leaking—parts only.
- > 7 year product or parts warranty against manufacturing defects. (Hoses and hand sprays on kitchen mixers are 2 years).
- > 1 year replacement product or parts and labour warranty.

Streamline reserves the right to assess, fix, replace or service warranty claims as they see fit. The warranty period applies from date of purchase or date of handover for new buildings. If this is not available, the manufacturing date stamp on the product will be used.

Warranty claims should first be directed through the point of purchase. It is mandatory that the purchaser provide proof of purchase and the warranty is valid for the original purchaser only and is not transferable.

Exclusions

The warranty does not apply to the following cases:

- Blocked or damaged aerators are not covered under the warranty. Other damage caused by not flushing the system before connection or use.
- Damage caused by improper installation, abuse, accident and misuse. Also previous repair or alteration without the company's or agent's permission.
- Warranty only applies to items purchased through an authorised re-seller within Australia.
- Tapware used in a commercial setting. This is subject to a 1 year parts and labour warranty.
- General wear and tear from normal use of the product, including scratching from cleaning.
- Water temperature or pressure exceeds the stated maximums. The maximum water pressure is 500kpa and maximum temperature is 75 degrees Celsius.

Consequential Damages

Streamline Products will not be liable for damage to other items (floor coverings, walls, lights and other fittings) or any other type of consequential losses caused by a defect in the product, except when the failure amounts to a major failure under your statutory rights.

Statutory Rights

Our goods come with guarantees that cannot be excluded in the Australian Consumer Law. You are entitled to a replacement or refund for a major failure and for compensation for any other reasonably foreseeable loss or damage. You are also entitled to have the goods repaired or replaced if the goods fail to be of acceptable quality and the failure does not amount to a major failure.

Contact

This warranty is provided by Streamline Products P/L

Phone: 1300 735 352

Email: customerservice@streamlineproducts.com.au

ARCISAN

External Fit-off for Universal In-Wall Body for Shower Mixer AX16300, AX28310

INSTALLATION AND CARE INSTRUCTIONS

Important Information

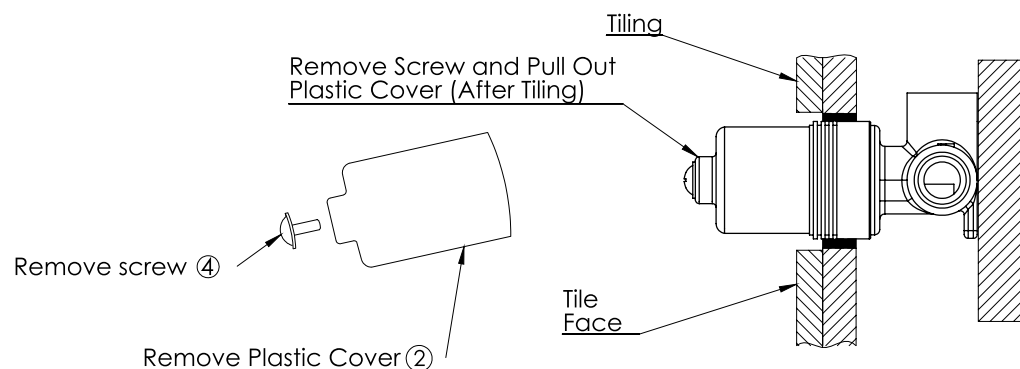
- Hot and cold water inlet pressures should be equal.
- Operating static pressure is 150—500kpa. If pressure exceeds this, then an approved pressure limiting valve must be fitted.
- Pipework must be flushed out prior to installation of the mixer. Damage caused to the mixer by debris coming through the pipework is not covered under warranty.
- Installation should comply to AS/NZS3500.1 2003 or the relevant local requirements.
- Maximum hot water temperature is 75°C.
- Not suitable for gravity feed applications.

Maintenance and care

- Using a soft cloth with a mild detergent or soap is all that is required to clean surfaces.
- Do not use abrasive cream cleaners or citrus based cleaning products. These will damage the surface.
- Aerator may be removed and cleaned should it become blocked.

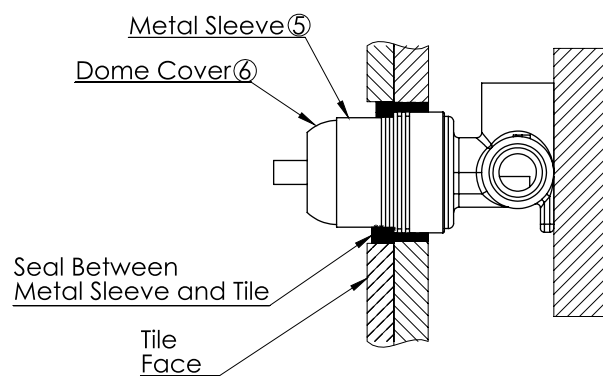
ARCISAN

Version 1.1 - January 2020



Step 1

Remove and discard screw (4) and plastic protective cover (2).

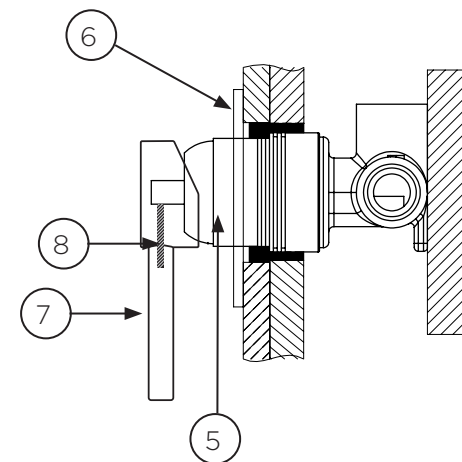


Step 2

Push on decorative metal sleeve (5) and secure with screw on dome cover (6).

Step 11

Seal between finished wall and metal sleeve (5) - allow for any protrusions on wall plate.



Step 3

Slide wall plate (6) onto metal sleeve (5). Push so it sits against the wall.

Push on mixer handle (7) and lock into place using grub screw (8). Screw pin lever back onto grub screw (8).